


# A DECADE OF LIVES LOST

A REPORT OF IN-CUSTODY DEATHS  
IN CALIFORNIA BETWEEN 2011-2022



# REPORT STATEMENT

**"WHAT DO YOU EXPECT WHEN YOU GO TO JAIL? WELL, THE EXPECTATIONS WHEN GOING TO JAIL SHOULDN'T BE THAT YOU DIE."**

— Lisa Matus, mother of Richard Matus, Jr. who passed away on August 11th, 2022.

Richard Matus, Jr. passed away on August 11th, 2022, inside a Riverside County jail. The Matus family has since filed a federal lawsuit against the Riverside Sheriff for the his wrongful death. **Richard is one of at least 2,312 people who have died while in-custody in California between 2011-2022.**

When someone loses their life while in law enforcement custody, their death is not isolated to that cell, station, or jail. Their loss is felt by every person who knew and cared about them. We recognize that no data can express the harms of mass incarceration.

It also does not begin to address the inhumane treatment and trauma that is experienced while incarcerated, even when someone survives detention in California.

With that in mind, we still believe it is important to share this data to increase understanding of the violent realities of jail detention. **Our goal is to help prevent these deaths from being ignored or lost to time while preventing more deaths in the future and holding those responsible, accountable.**



*Richard Matus, Jr. (1993-2022) with his two children at the beach*

## TABLE OF CONTENTS

- 1 Report Statement
- 2 Context & Definitions
- 3 Total In-Custody Deaths
- 4 Where Deaths Occur Most
- 5 Demographic Disparities
- 7 When Do Deaths Occur?
- 8 Data Set Limitations

# REPORT CONTEXT

Advocates across the state are demanding accountability for in-custody deaths as there is a tendency by law enforcement to downplay or outright deny their role in these deaths.

Absent accountability, we strive to educate our communities about the extent of in-custody deaths. We requested data about deaths in Sheriff's Department Custody for the last 10 years (January 1, 2011 to December 31, 2022) from the State Department of Justice. This report shares high-level findings from that data request.

When it comes to analyzing in-custody deaths reported by the state, there are many limitations to the data collection, including, but not limited to, problematic grouping of race and gender, and inconsistencies in categories across counties. These limitations are outlined at the end of this report.

## DEFINITIONS

### In-Custody Death

Pursuant to the Federal Death in Custody Reporting Act "In-custody death" means the death of a person who is detained, under arrest, or is in the process of being arrested, is en route to be incarcerated, or is incarcerated at a municipal or county jail, state prison, state-run boot camp prison, boot camp prison that is contracted out by the state, any state or local contract facility, or other local or state correctional facility, including any juvenile facility.

### Pretrial Detention

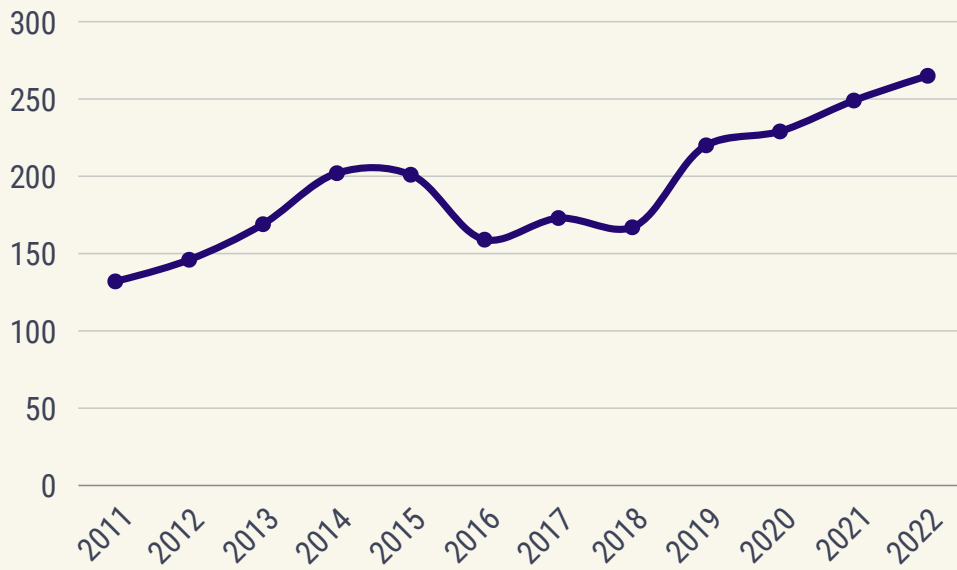
When someone who is accused of a criminal offense is held in custody, while awaiting the outcome of their case. They are often detained simply because they cannot afford to pay bail.

### Realignment

Realignment legislation impacts where people convicted of criminal offenses serve their time. In California, this has included moving many "low-level offenders" to serve their sentences in county (Jails) rather than under state (Prisons) supervision.

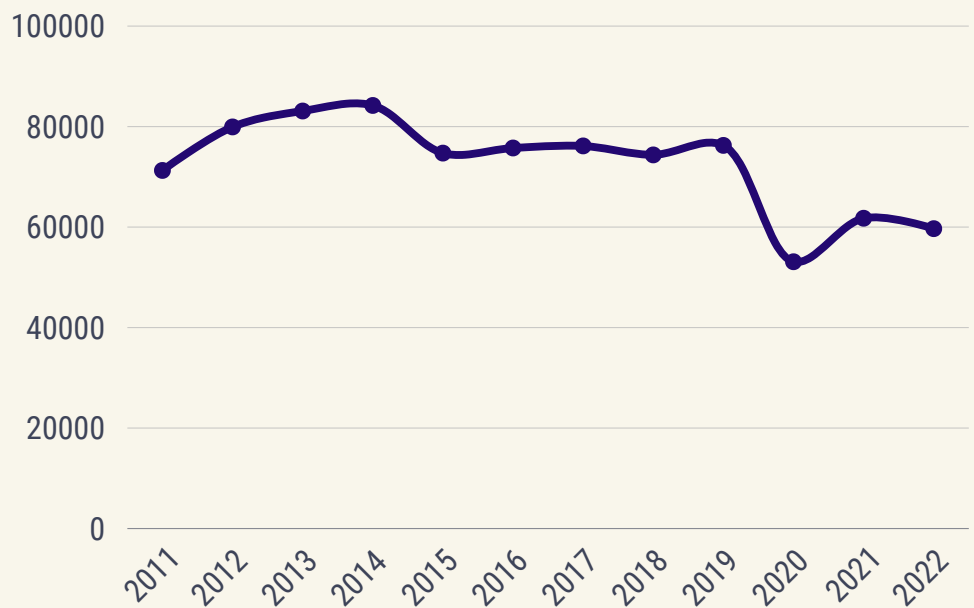
# TOTAL IN-CUSTODY DEATHS

IN CALIFORNIA FROM 2011-2022



**SINCE 2011,  
DEATHS HAVE  
INCREASED BY  
100%**

**WHILE THE JAIL  
POPULATION HAS  
DECREASED BY  
16%**



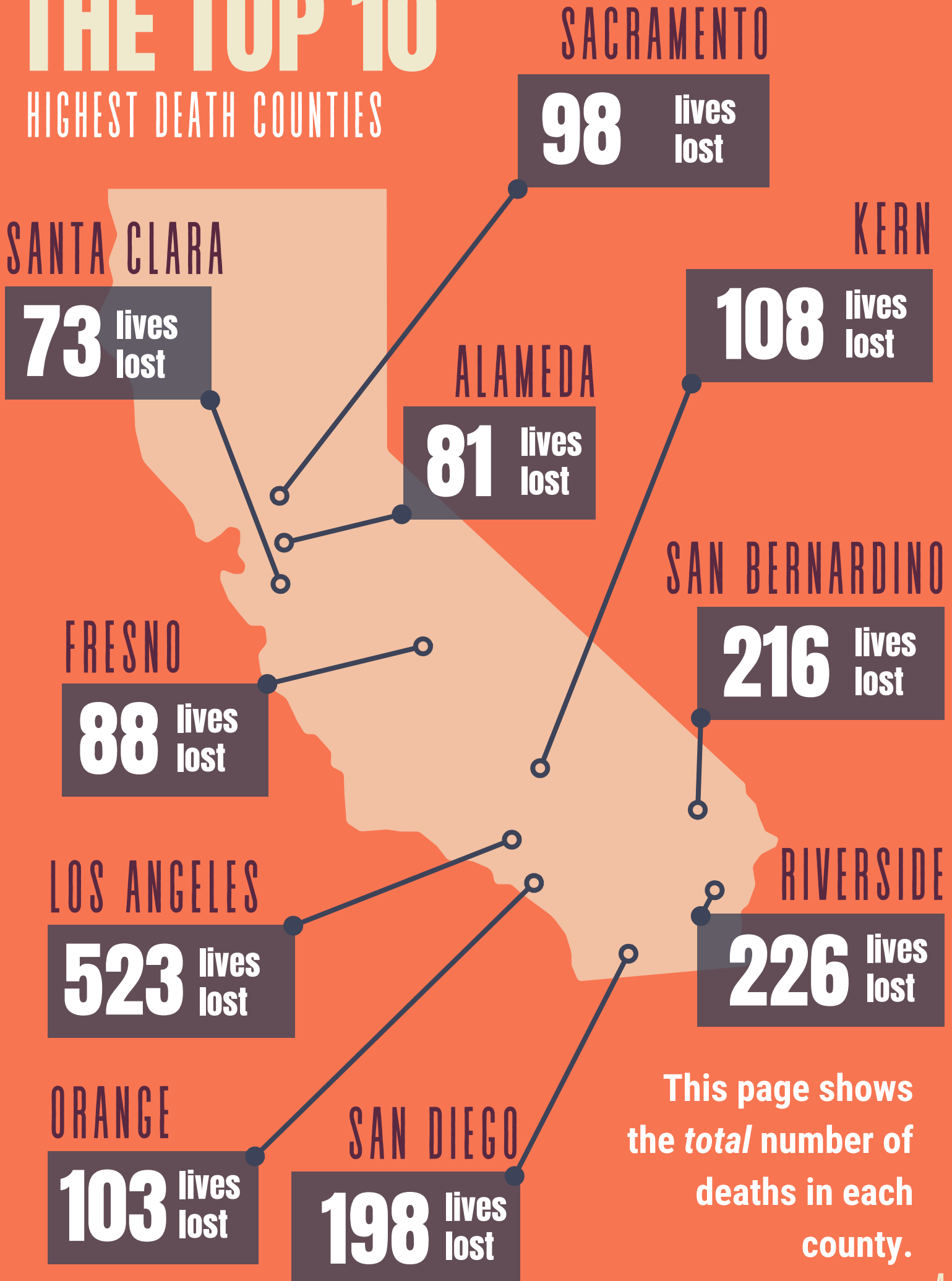
**BEING ARRESTED  
IN CALIFORNIA  
HAS NEVER BEEN  
MORE DANGEROUS**

Deaths in Sheriff's Custody have continued to increase across the state since 2011. There were significant increases in 2014 and 2015, potentially due to realignment\* efforts across the state that further increased local jail populations. The COVID-19 pandemic initiated another steady incline that we have yet to see drop off.

\*Relignment is defined on page 2. To learn more we suggest [this report by the Public Policy Institute of California](#)

# THE TOP 10

HIGHEST DEATH COUNTIES

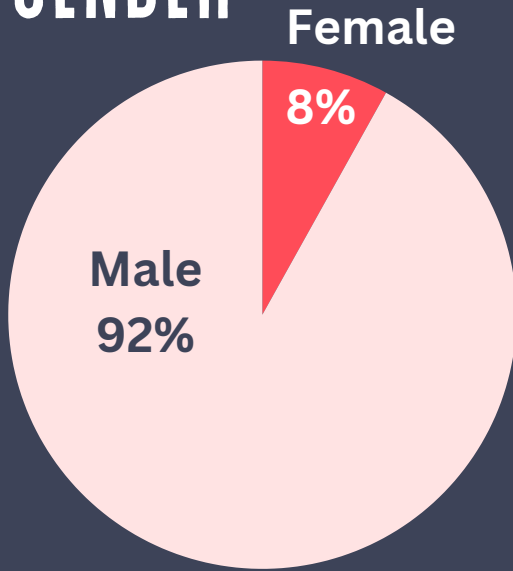


This page shows the *total* number of deaths in each county.

# DEMOGRAPHIC DISPARITIES

## WHO IS MOST AT RISK?

### GENDER



The primary challenge with measuring and reporting gender is that local sheriff's departments don't track gender identity, preventing our understanding of how in-custody deaths impact gender non-conforming people.

For instance, Riverside had an in-custody death of a trans woman in 2022, but her identity is not reflected in the dataset.

### AGE

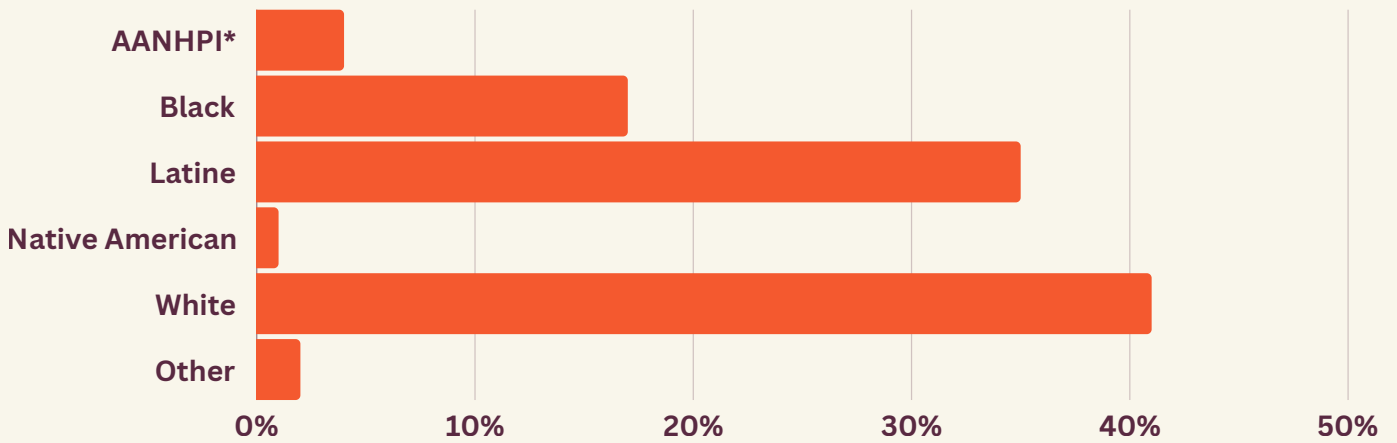
25 and under	226 people
26-35	546 people
36-45	511 people
46-55	470 people
56 and older	560 people

The youngest person who died while in police custody was 13 and the oldest was 92.

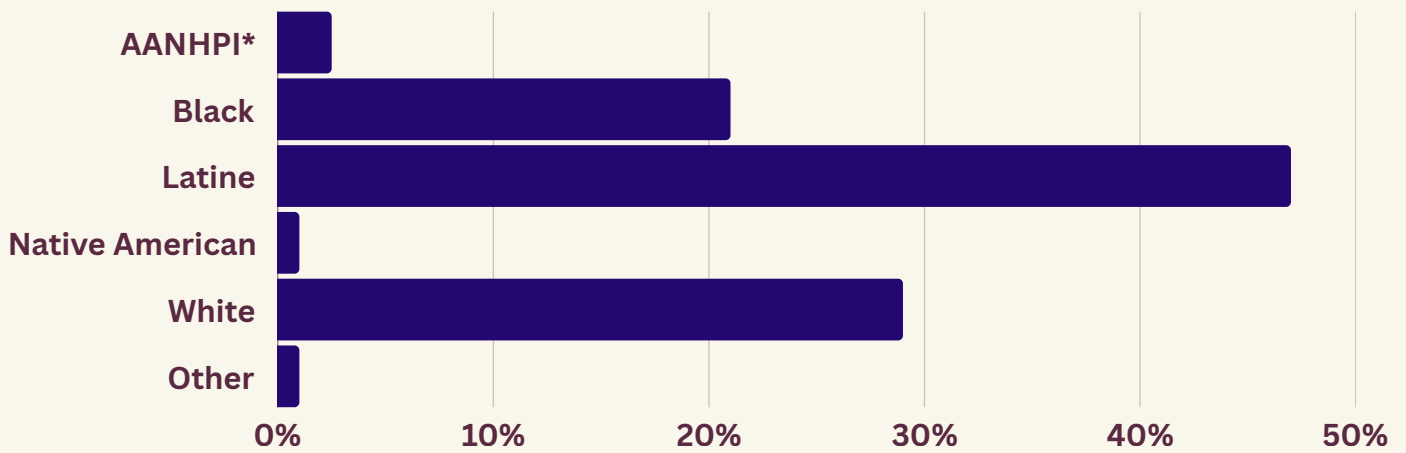
**Nearly a quarter (24%) of those that died in-custody were older adults.**

# RACE/ETHNICITY

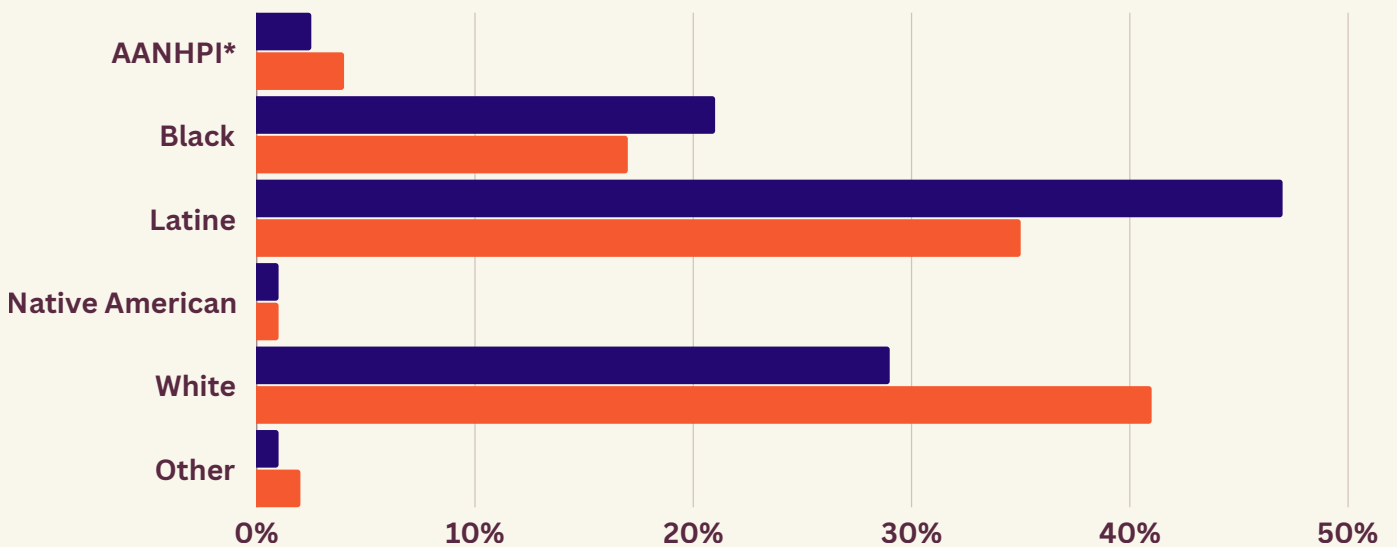
## Total number of in-custody deaths between 2011-2022



## California jail population by race\*



## California jail population vs In-custody deaths by race



**Though the data indicates that white people are more likely to die in custody, research shows that Latinos are routinely misidentified ethnically and racially, likely skewing the results and any conclusions we might draw.**

\*Asian American, Native Hawaiian, and Pacific Islanders

\*Jail population by race is based on the [2019 Bureau of Justice Statistics](#)

# When are deaths occurring?

Of the 2,312 deaths that occurred in Sheriff's custody across the state, the majority of people died after they were taken to jail but before the resolution of their case (dismissal or conviction). **Nearly a quarter of deaths occurred before individuals even entered the jail.**

# 40%

OF DEATHS IN JAILS OCCUR WITHIN THE FIRST WEEK

CUSTODY STATUS	NUMBER OF DEATHS	% OF DEATHS
Awaiting Booking	68	3%
Booked - Awaiting Trial	1213	52%
Booked - No Charges Filed	122	5%
In Transit	8	0%
Out to Court	5	0%
Process of Arrest	529	23%
Sentenced	330	14%
Other	37	2%

# 84%

OF DEATHS OCCUR BEFORE THEIR CASE IS RESOLVED

# DATA SET LIMITATIONS

There are a number of limitations in the data collected through the PRA including, but not limited to:

- 1 In this report we excluded data about cause of death. What the state identifies as a “natural” or “accidental” death is not clear, and in some counties evidence suggests that deaths are purposefully miscategorized by the county coroner in collusion with the Sheriff’s Department.  
  
[UCLA recently released a report investigating this gross abuse of power](#), done in collaboration with Dignity and Power Now, which we encourage everyone to read.
- 2 Lack of standardization across metrics: race/ethnicity, manner and means of death, and custody status vary by county. As stated above, [research shows](#) that [Hispanics/Latinos are routinely misidentified ethnically and racially](#).
- 3 The only options provided for gender are “Male” and “Female”. While it may be true (it is not) that those who died in custody only identified as either male or female, we know that [queer, gender non-conforming, and trans individuals face higher rates of violence while incarcerated](#). It is therefore likely that some information regarding gender is not accurately documented.
- 4 There are deaths that go unreported under the requirements of AB 276, but are ultimately caused by arrest/incarceration or interactions with law enforcement. This margin of error stems from Sheriff’s Departments being in charge of reporting their own misconduct, without further accountability measures in place to ensure their accurate reporting.

To view the complete data set, please contact Shayla Wilson at [shayla.wilson.policy@gmail.com](mailto:shayla.wilson.policy@gmail.com) or [submit your own PRA request](#) to the State DOJ.

## References (in order of appearance):

Shapiro, N. & Keel, T. (2023). Naturalizing unnatural death in Los Angeles County jails. *Medical Anthropology Quarterly*.

González-Hermoso, J. & Santos, R. (2019). Separating Race from Ethnicity in Surveys Risks an Inaccurate Picture of the Latinx Community. *Urban Institute*.

Arana, A. & Senese, K. (2022). *The Misidentified*. Palabra.

Jones, A. (2021). *Visualizing the unequal treatment of LGBTQ people in the criminal justice system*. Prison Policy Initiative.

Please contact Shayla Wilson for any further information

[shayla.wilson.policy@gmail.com](mailto:shayla.wilson.policy@gmail.com)



[carefirstca.org](https://www.carefirstca.org)



CareFirstCa



[carefirstcalifornia@gmail.com](mailto:carefirstcalifornia@gmail.com)